



# Northern Rockies Coordinating Group

Federal, State, and Local Government Agencies Working Together in Emergency Response Management

## 2025 NRCG Fall Meeting Notes

### Wednesday, November 5, 2025 – *General Session*

#### **Participants**

##### **Coordinating Group Members:**

|   |                              |                |   |                                    |                  |
|---|------------------------------|----------------|---|------------------------------------|------------------|
| X | BIA – Great Plains           | Heath Estey    | X | Idaho Department of Lands          | Josh Harvey      |
| X | BIA – Rocky Mountain         | Bryce Rogers   | X | North Dakota Forest Service        | Ryan Melin       |
| X | BIA – Northwest Region       | Brad Donahue   | X | Montana DNRC                       | Matt Hall        |
| X | BLM – Montana/Dakotas        | Aaron Thompson | X | Montana County Fire Wardens        | Patrick Lonergan |
| X | BLM – Idaho                  | Dennis Strange | X | Montana DES                        | Brett Lloyd      |
| X | NPS – Intermountain Region   | Paul Cerda     | X | Montana Sheriff's & Peace Officers | Steve Holton     |
| X | USFS – Region 1              | Craig Glazier  | X | Montana Fire Chiefs Association    | Rich Cowger      |
| X | U.S. Fish & Wildlife Service | Tate Fischer   | X | Facilitator                        | Karly DeMars     |

**Deputies and Others:** Corey Buhl (NR Operations Officer), Shane McDonald (NMAC), Kendal Wilson (Central Zone Chair), Brent Olson (IC Committee Chair), Adriane Beck (MT County Fire Wardens), Amber Honsaker (Business Committee Chair), Melissa Wegner (NRTC), Claire Smith (Dispatch Committee), Beth Hill (Prevention & Education Committee Chair), Brian Nickolay (MT Fire Chiefs Association), Ian Morgan (Operations Committee Chair), Rick Connell (Northwest Zone Chair)

**NR Operations Fall Report** | Corey Buhl provided the NR Operations fall report, noting that although early predictions called for an active season—with the first large fire occurring on May 1—the overall season was average, though busy for initial attack. Increased support for IA was evident through strong staffing, aggressive actions, and exceptional coordination with the national crew coordinator. NRCC benefited from additional detailers and was able to assist Tier 3 centers, supported by contributions from Shawn Borgen, Chad Pickering, and Cory Calnan. Notably, 2025 marked the third-highest retardant use year on record at 4.4 million gallons, underscoring heavy aircraft utilization, which is expected to continue. Corey Buhl emphasized the need to strengthen communication between neighboring units and to review instances of unwarranted retardant use. He also expressed appreciation for DNRC's expanded aircraft capacity.

**NRCC Fall Report and Volume of Business Report** | Corey Buhl provided the NRCC Fall Report and Volume of Business update, noting that the Communications Advance Team was not utilized in the Northern Rockies this year. He highlighted ongoing GMAC/NRCG process work and feedback efforts, as well as the dispatch cost analysis reports, which may remain a bin item until clearer direction is established. Buhl expressed interest in learning how these analyses could be leveraged more effectively within the Volume of Business framework. He closed by thanking partners for their work and recognizing the success of the NRCG communications chat.

**NMAC, National Update / Report** | Shane McDonald provided the NMAC national update, noting that NMAC completed its internal AAR following the CIM AAR and continues to refine business practices.

NMAC tasked NICC's Intelligence Program Manager to form a group to update national preparedness level criteria using improved tools and insights from all geographic areas. He highlighted recent

clarifications to SIT 209 Report language and emphasized NMAC's commitment to supporting all geographic areas—not only those with the highest priority. Broader efforts are underway to examine future governance structures for the Wildland Fire Service and prepare for potential 2026 changes, with seven NMAC representatives coordinating with GAs. McDonald summarized key takeaways from the two-day virtual CIM AAR, including procurement and contracting challenges, team fatigue and risk-management recommendations, rotation and routing feedback, communication and consistency needs, team roster size considerations, AA involvement and evaluations, and questions around appropriate team use. He noted strong engagement from participants, appreciation for the simplified routing rationale, and ongoing discussions about national workforce expectations, rotation equity, and roster requirements—all of which will continue to be refined through ICAC, CGAC, and future NMAC work.

**Northern Rockies Training Center Update** | Melissa Wegner provided the Northern Rockies Training Center update, noting that the Priority Trainee Program—now in its fourth season—considers all NR trainees as priority and works closely with NRCC and national lists while respecting other geographic areas' processes. She highlighted key courses, including newly separated D-311/D-312 dispatch courses, annual delivery of S-420 and L-481 (required to open a CIM PTB), plans to offer S-320 ahead of the Type 3 qualification requirement changes starting in 2027, and continued coordination with DOD on rotor-wing course participation. Wegner shared student and cadre statistics, with ITSS and two additional courses remaining virtual and 1,100–1,300 nominations received annually since 2022. She also noted an upcoming staffing change with one Training Specialist departing for another position.

#### **NRCG COMMITTEE REPORTS**

- **Operations Committee:** Tate Fischer, joined by Ian Morgan and Nate Rogers, provided the Operations Committee update, noting progress in confirming the committee's 19 voting members, establishing a Microsoft Teams site to capture corporate knowledge, and identifying a DOI Fire employee as the incoming vice chair. The committee held robust discussions on strengthening relationships with cooperators and improving communication—identified as top priorities—while addressing field-level concerns. With the committee's purpose evolving from its original training-focused role, members emphasized the need to realign the charter, clarify decision-making and voting structures, and ensure the group delivers value to NRCG going forward. Nate Rogers and DOI Fire will lead the charter rewrite effort, and NRCG encouraged the committee to define how it can best support the geographic area.
  - **ACTION ITEM:** NRCG will invite the Operations Committee to an upcoming monthly meeting to brainstorm future direction, refine membership, and formalize a tasking to outlining committee makeup and responsibilities.
- **Business Committee:** Aaron Thompson and Amber Honsaker provided the Business Committee update, highlighting strong engagement across both business committees and ongoing workload. This spring, the committee completed its supplement review—now posted online—and created a new Chapter 80 on cost accounting and reporting, which clarifies IMT requirements for completing payment agency information in e-ISuite. The committee also participated in spring trainings and is shifting to monthly meetings to work through its action-item list, develop workshops, and expand the finance cadre. Additional efforts include improving the Teams site and email communication, conducting a comprehensive review of website documents, and planning a webinar to broaden outreach. Leadership transitions are scheduled for January 2026, with Melissa Swain as chair and Brandi Van Kleeck as vice chair.

- Incident Commander Committee:** Patrick Lonergan and Brent Olson provided the Incident Commander Committee update, noting participation in NMAC's CIM AAR discussions and continued contribution to the national fatigue tasking through ICAC. They reported successful delivery of S-520, S-420, and M-580 and shared ICAC updates, including mobilization statistics (an average of 2.2 assignments and 28 days per team), NMAC's adjustments to exercise NR teams, and ongoing concerns about national rotation sustainability, particularly NR's limited benefit despite serving as the #1 rotation team. They highlighted challenges faced by other GAs, such as California's inability to staff all 10 teams, and flagged timing concerns with the upcoming NWCG ICCI transition memo, which may affect NR trainees. Additional issues included roster size limits, inconsistent processes across teams, and messaging around full suppression tactics. They also emphasized team health, noting that maintaining a 170-person roster is essential to field an 80–90 person team, and that incentives for new ICs remain limited. The committee's fall meeting is scheduled for December 1.
- Prevention & Education:** Matt Hall reported that the Prevention & Education Committee has not yet met this fall but plans to convene in early December. Since spring, the committee has focused on improving collaboration by establishing a Teams channel and creating a shared repository for prevention and education materials to reduce duplication of effort. They noted ongoing discussions around prevention themes and joint initiatives, though outcomes are still developing. The summer was relatively quiet regarding restrictions and closures, and no updates to the restrictions plan are anticipated unless agency partners identify a need.
- Dispatch Committee:** Craig Glazier and Claire Smith provided the Dispatch Committee update, noting progress on two NRGAs dispatch consolidations—Grangeville/Coeur d'Alene remains on track for full implementation in 2027, and Bitterroot/Missoula will be completed by the 2026 fire season. Claire reported strong participation in this year's virtual dispatch workshop and ongoing IT challenges, with several centers experiencing multi-day internet outages. The committee continues to work through WIMS/FEMS transitions to support staffing level determinations and is still seeing staffing shortages, particularly for aircraft. Fire hire org charts were reviewed, and work is underway to overhaul the dispatch complexity analysis by early spring. An in-person center manager meeting is planned, including a retirement event for Jay McAllister. Haley Schellen will assume committee leadership on May 1, 2026, and the group is seeking a new vice chair.
- Training Committee:** Dennis Strange reported that the Training Committee has completed its tasking and submitted the committee charter for review and approval, with additional work underway to clean up zones. A decision request was presented regarding moving Tribal agencies from the Central Montana Training Zone to the Eastern Montana Zone. Both zones were consulted in advance and agreed the shift made operational sense, though concerns were raised about the Eastern Zone growing larger without gaining additional seats at the table. Discussion emphasized the need to maintain balanced representation, consider potential workload impacts, and evaluate whether the change would create any measurable issues. The committee indicated that early analysis shows minimal expected impact, and NRCG tabling the decision until additional information could be reviewed during the NRCG Executive Meeting on Thursday, November 6, 2025.
  - DECISION UPDATE:** After extensive discussion, NRCG approves the proposed *Movement of Tribal Agencies from Central Montana Training Zone to Eastern Montana Training Zone* request.
    - Discussion summary:** In preparation for the meeting, Tate consulted with East Zone Chair Josh Barta regarding training and zone structure. Both zones \

were engaged in the discussion, with acknowledgement that while the East Zone continues to grow, representation remains equal across zones and seat count alone may not be the primary concern. There was caution expressed about the size of the East Zone relative to its limited representation, and openness to tabling the discussion for further review. From a Training Center perspective, preliminary data suggest limited demand, with only four nominations over the past three years. During the November 6 discussion, members emphasized that any changes to zone makeup would have downstream impacts and noted the high level of ongoing change. **ACTION ITEM:** Consensus was to reassess zone validity after the first of the year.

## **NRCG ZONE REPORTS**

- **North Idaho – Josh Harvey:** North Idaho experienced a record year, with the State of Idaho responding to 390 fires and delivering strong interagency performance. The zone expanded its aircraft fleet and highlighted the Sunset Fire as an especially challenging incident driven by unique weather and fuel conditions.
- **Northwest Montana – Matt Hall, Rick Connell:** Northwest Montana had a relatively moderate season overall, though Libby and the Kootenai area saw steady activity, with total acreage reaching 10,000–11,000. Dispatch consolidation is paused as the zone prepares to convene discussion groups and seeks NRCG’s perspective on long-term dispatch strategy. Additional updates included ongoing training efforts, Shawn Borgen’s upcoming April retirement, and anticipated chair transitions at the fall meeting.
- **Southwest Montana – Steve Holton:** Southwest Montana reported a productive year of zone-wide coordination with only one notable incident. Bitterroot Dispatch continues progressing toward consolidation milestones.
- **South Central Montana – Patrick Lonergan:** South Central Montana reported stable operations, with Bob serving as chair and no new taskings identified. The zone continues to maintain its sub-geographic operating plan.
- **Central Montana – Rich Cowger, Kendal Wilson:** Central Montana highlighted the successful but challenging combination of Helena and Great Falls Dispatch, which required careful division of duties and onboarding many new personnel. Dillon experienced a busy season with larger incidents, and Helena Dispatch’s temporary remodel remains less than ideal. Key lessons from the consolidation emphasized early clarity in roles and responsibilities. John Huston will assume the chair role moving forward.
- **Eastern Montana – Tate Fischer:** Eastern Montana reported a leadership transition from Josh Barta to Andy Schell, progress on routing the updated charter for signature, and ongoing work to allocate training slots within the zone.
- **North Dakota – Ryan Melin:** North Dakota experienced an active spring followed by an extremely wet summer. The zone trained 502 firefighters this year and will hold its fall meeting in December. Prevention efforts were strong, with outreach coordinated by Beth Hill and the council in schools and through social media. Zone-specific trainings continue, including NPS-hosted sessions in Medora.

## **BIN ITEMS / UPCOMING MEETINGS**

- Monthly Meetings – 3<sup>rd</sup> Tuesday of each month. Anyone wishing to bring something to NRCG, contact facilitator to schedule
- Spring NRCG Meeting – April 6-7, 2026 (Missoula)
- 2026 NR IMT Meetings – April 7-9, 2026 (Missoula)

***--End of Notes for General Session--***

Meeting Handout materials attached.

# NRCC Cost Share

## 2016-2025

(data as of 10/01/2025)

During the April 2001 NRCG Meeting, the Fire Operations Committee recommended that a formal agreement be established that details the responsibilities of each member agency in the operation of NRCC. The agreement would require that an annual operating plan be produced and that funding and staffing for NRCC would be on a cost-share basis based on the number of resource requests NRCG member agencies generate through NRCC.

In addition to the 10-year (2016-2025) volume of business performed at the NRCC, this document entails 10-year wildland fire activity reported in the Northern Rockies Geographic Area (NRGA) for those same years.

Volume of business is based on resource requests processed by the NRCC. Some things to keep in mind when examining this data are:

- ROSS data is the source for all 2014-2019 resource requests. IROC data is the source for all 2020-2025 resource requests, including January through March 2020 ROSS data which transferred to IROC. Of note, in 2020, IROC system rostering functionality was unpredictable consequently national direction was to not roster crews, engines and modules therefore we do not have the 2020 data to compare with other years.
- Not all requests are filled. In a busy year, the number of “unable to fill” (UTF) and “cancelled” (CX) requests approaches 50%.
- The category “Other” includes National, Geographic Area and local Dispatch Center generated requests for Preposition/Preparedness, Dispatch Support, Staging Area, Area Command and Buying Team incidents, as well as orders for other federal agencies like APHIS and FEMA, international orders and orders from states and counties outside the Northern Rockies area.

Some things to keep in mind when examining NRGA fire and acreage data are:

- Previous to 2015, some acres were reported as ‘PRI’ (private). Since this report is for a ten-year period those ‘PRI’ acres are not displayed on this report, but are included in the County fires and acres reported.
- 2016-2025 fires/acres and large incidents (fires that are 100 acres or larger in timber fuel types, 300 acres or larger in grass or brush fuel types, or when a Type 1, Type 2, or Complex Incident Management Team is assigned) reported via the National Interagency Situation Reporting (SIT) and ICS-209 Programs.
- For standardization purposes, and at the request of NRCG BOD members, fires and acres will be reported by agency protection.
- 840 large Wildland Fire incidents were reported via the ICS-209 Program or paper copy ICS-209 over the past 10 years. Of note, many of these incidents merged or were managed as Complexes, which could include additional large fires not reported independently.

## 2016 – 2025 10-Year NRCC Volume of Business (As of 10/01/25)

Resource Requests by Agency for Use in Northern Rockies

| Agency               | Requests      | %   |
|----------------------|---------------|-----|
| BIA                  | 5,427         | 6%  |
| BLM                  | 4,663         | 5%  |
| FWS                  | 230           | 0%  |
| IDS                  | 3,456         | 4%  |
| MTS                  | 8,984         | 9%  |
| NDS                  | 21            | 0%  |
| NPS                  | 2,433         | 2%  |
| USFS                 | 71,000        | 73% |
| OTHER*               | 1,654         | 2%  |
| <b>Total</b>         | <b>97,868</b> |     |
| <b>10-yr Average</b> | <b>9,787</b>  |     |

Resource Requests by Agency for Use outside of Northern Rockies

| Agency               | Requests      | %   |
|----------------------|---------------|-----|
| BIA                  | 2,101         | 3%  |
| BLM                  | 4,587         | 7%  |
| FWS                  | 296           | 0%  |
| IDS                  | 337           | 0%  |
| MTS                  | 0             | 0%  |
| NDS                  | 0             | 0%  |
| NPS                  | 1,721         | 3%  |
| USFS                 | 43,601        | 64% |
| OTHER*               | 15,207        | 22% |
| <b>Total</b>         | <b>67,850</b> |     |
| <b>10-yr Average</b> | <b>6,785</b>  |     |

Resource Requests by Agency for Use in and out of Northern Rockies

| Agency               | Requests       | %   |
|----------------------|----------------|-----|
| BIA                  | 7,528          | 5%  |
| BLM                  | 9,250          | 6%  |
| FWS                  | 526            | 0%  |
| IDS                  | 3,793          | 2%  |
| MTS                  | 8,984          | 5%  |
| NDS                  | 21             | 0%  |
| NPS                  | 4,154          | 3%  |
| USFS                 | 114,601        | 69% |
| OTHER*               | 16,861         | 10% |
| <b>Total</b>         | <b>165,718</b> |     |
| <b>10-yr Average</b> | <b>16,572</b>  |     |

Requests by Resource Type for Use in Northern Rockies

|               | Requests      | Filled        |
|---------------|---------------|---------------|
| Aircraft      | 18,104        | 12,033        |
| Crews         | 9,458         | 3,883         |
| Equipment     | 10,553        | 7,427         |
| Overhead      | 59,753        | 39,305        |
| <b>Totals</b> | <b>97,868</b> | <b>62,648</b> |

Requests by Resource Type for Use outside of Northern Rockies

|               | Requests      | Filled        |
|---------------|---------------|---------------|
| Aircraft      | 3,337         | 2,635         |
| Crews         | 1,319         | 987           |
| Equipment     | 8,456         | 5,640         |
| Overhead      | 54,738        | 30,628        |
| <b>Totals</b> | <b>67,850</b> | <b>39,890</b> |

Requests by Resource Type for Use in and out of Northern Rockies

|               | Requests       | Filled         |
|---------------|----------------|----------------|
| Aircraft      | 21,441         | 14,668         |
| Crews         | 10,777         | 4,870          |
| Equipment     | 19,009         | 13,067         |
| Overhead      | 114,491        | 69,933         |
| <b>Totals</b> | <b>165,718</b> | <b>102,538</b> |

## Previous 10-year (2015 – 2024) NRCC Volume of Business (As of 12/31/2024)

Resource Requests by Agency for Use in Northern Rockies

| Agency               | Requests       | %   |
|----------------------|----------------|-----|
| BIA                  | 5,661          | 5%  |
| BLM                  | 4,854          | 4%  |
| FWS                  | 207            | 0%  |
| IDS                  | 4,791          | 4%  |
| MTS                  | 8,864          | 8%  |
| NDS                  | 15             | 0%  |
| NPS                  | 3,257          | 3%  |
| USFS                 | 80,691         | 73% |
| OTHER*               | 2,164          | 2%  |
| <b>Total</b>         | <b>110,504</b> |     |
| <b>10-yr Average</b> | <b>11,050</b>  |     |

Resource Requests by Agency for Use outside of Northern Rockies

| Agency               | Requests      | %   |
|----------------------|---------------|-----|
| BIA                  | 2,014         | 3%  |
| BLM                  | 3,917         | 6%  |
| FWS                  | 301           | 0%  |
| IDS                  | 356           | 1%  |
| MTS                  | 0             | 0%  |
| NDS                  | 0             | 0%  |
| NPS                  | 1,478         | 2%  |
| USFS                 | 41,751        | 66% |
| OTHER*               | 13,903        | 22% |
| <b>Total</b>         | <b>63,720</b> |     |
| <b>10-yr Average</b> | <b>6,372</b>  |     |

Resource Requests by Agency for Use in and out of Northern Rockies

| Agency               | Requests       | %   |
|----------------------|----------------|-----|
| BIA                  | 7,675          | 4%  |
| BLM                  | 8,771          | 5%  |
| FWS                  | 508            | 0%  |
| IDS                  | 5,147          | 3%  |
| MTS                  | 8,864          | 5%  |
| NDS                  | 15             | 0%  |
| NPS                  | 4,735          | 3%  |
| USFS                 | 122,442        | 70% |
| OTHER*               | 16,067         | 9%  |
| <b>Total</b>         | <b>174,224</b> |     |
| <b>10-yr Average</b> | <b>17,422</b>  |     |

Requests by Resource Type for Use in Northern Rockies

|               | Requests       | Filled        |
|---------------|----------------|---------------|
| Aircraft      | 18,946         | 11,502        |
| Crews         | 10,977         | 4,028         |
| Equipment     | 12,904         | 8,764         |
| Overhead      | 67,677         | 41,754        |
| <b>Totals</b> | <b>110,504</b> | <b>66,048</b> |

Requests by Resource Type for Use outside of Northern Rockies

|               | Requests      | Filled        |
|---------------|---------------|---------------|
| Aircraft      | 3,136         | 2,377         |
| Crews         | 1,241         | 898           |
| Equipment     | 7,829         | 4,919         |
| Overhead      | 51,514        | 26,709        |
| <b>Totals</b> | <b>63,720</b> | <b>34,903</b> |

Requests by Resource Type for Use in and out of Northern Rockies

|               | Requests       | Filled         |
|---------------|----------------|----------------|
| Aircraft      | 22,082         | 13,879         |
| Crews         | 12,218         | 4,926          |
| Equipment     | 20,733         | 13,683         |
| Overhead      | 119,191        | 68,463         |
| <b>Totals</b> | <b>174,224</b> | <b>100,951</b> |

# 2016 - 2025 NRG Wildland Fires & Acres by Protection Agency (10/01/2025)

|  |      | WILDLAND FIRE<br>10-YEAR TOTALS |                  | WILDLAND FIRE<br>10-YEAR AVERAGE |                |
|--|------|---------------------------------|------------------|----------------------------------|----------------|
|  |      | FIRES                           | ACRES            | FIRES                            | ACRES          |
| <b>IDAHO</b>                             |      |                                 |                  |                                  |                |
| Bureau of Indian Affairs                 | BIA  | 177                             | 34,222           | 18                               | 3,422          |
| Bureau of Land Management                | BLM  | 8                               | 9                | 1                                | 1              |
| ID Counties                              | CNTY | 56                              | 39               | 6                                | 4              |
| Department of Defense                    | DOD  | 0                               | 0                | 0                                | 0              |
| National Park Service                    | NPS  | 0                               | 0                | 0                                | 0              |
| Idaho Department of Lands                | IDS  | 2,339                           | 209,256          | 234                              | 20,926         |
| USDA Forest Service                      | USFS | 1,806                           | 469,820          | 181                              | 46,982         |
|  |      | <b>4,386</b>                    | <b>713,346</b>   | <b>439</b>                       | <b>71,335</b>  |
| <b>MONTANA</b>                           |      |                                 |                  |                                  |                |
| Bureau of Indian Affairs                 | BIA  | 4,793                           | 441,838          | 479                              | 44,184         |
| Bureau of Land Management                | BLM  | 760                             | 628,074          | 76                               | 62,807         |
| MT Counties                              | CNTY | 8,017                           | 997,068          | 802                              | 99,707         |
| Fish & Wildlife Service                  | FWS  | 76                              | 16,582           | 8                                | 1,658          |
| National Park Service                    | NPS  | 71                              | 41,461           | 7                                | 4,146          |
| Dept of Natural Resources & Conservation | MTS  | 2,514                           | 52,616           | 251                              | 5,262          |
| USDA Forest Service                      | USFS | 4,301                           | 1,270,221        | 430                              | 127,022        |
|  |      | <b>20,532</b>                   | <b>3,447,860</b> | <b>2,053</b>                     | <b>344,786</b> |
| <b>NORTH DAKOTA</b>                      |      |                                 |                  |                                  |                |
| Bureau of Indian Affairs                 | BIA  | 4,026                           | 49,063           | 403                              | 4,906          |
| Bureau of Land Management                | BLM  | 3                               | 238              | 0                                | 24             |
| Fish & Wildlife Service                  | FWS  | 96                              | 11,985           | 10                               | 1,199          |
| National Park Service                    | NPS  | 100                             | 3,332            | 10                               | 333            |
| North Dakota Forest Service              | NDS  | 35                              | 26,934           | 4                                | 2,693          |
| USDA Forest Service                      | USFS | 1,640                           | 178,617          | 164                              | 17,862         |
|  |      | <b>129</b>                      | <b>33,339</b>    | <b>13</b>                        | <b>3,334</b>   |
| <b>SOUTH DAKOTA</b>                      |      |                                 |                  |                                  |                |
| Bureau of Land Management                | BLM  | 13                              | 1,629            | 1                                | 163            |
| Harding County                           | CNTY | 53                              | 13,516           | 5                                | 1,352          |
| SD Wildland Fire Suppression             | SDS  | 1                               | 2                | 0                                | 0              |
|  |      | <b>67</b>                       | <b>15,147</b>    | <b>7</b>                         | <b>1,515</b>   |
| <b>WYOMING</b>                           |      |                                 |                  |                                  |                |
| National Park Service                    | NPS  | 57                              | 68,868           | 6                                | 6,887          |
|  |      | <b>57</b>                       | <b>68,868</b>    | <b>6</b>                         | <b>6,887</b>   |
| <b>AGENCY</b>                            |      |                                 |                  |                                  |                |
| Bureau of Indian Affairs                 | BIA  | 8,996                           | 525,123          | 900                              | 52,512         |
| Bureau of Land Management                | BLM  | 784                             | 629,950          | 78                               | 62,995         |
| Counties                                 | CNTY | 8,126                           | 1,010,623        | 813                              | 101,062        |
| Department of Defense                    | DOD  | 0                               | 0                | 0                                | 0              |
| Fish & Wildlife Service                  | FWS  | 172                             | 28,567           | 17                               | 2,857          |
| National Park Service                    | NPS  | 228                             | 113,661          | 23                               | 11,366         |
| Private                                  | PRI  | 35                              | 26,934           | 4                                | 2,693          |
| State Agencies                           | ST   | 6,494                           | 440,491          | 649                              | 44,049         |
| USDA Forest Service                      | USFS | 6,236                           | 1,773,380        | 624                              | 177,338        |
| <b>10-YEAR TOTAL - ALL NRG AGENCIES</b>  |      | <b>31,071</b>                   | <b>4,548,728</b> | <b>3,107</b>                     | <b>454,873</b> |



- Top 25 NRGAs Large Wildland Fires in last 10-years (2016-2025)

|    | Year | Wildfire Name        | Dispatch | Agency | State | Unit | Cause*** | Acres   | Est. Costs   | Structures Destroyed |
|----|------|----------------------|----------|--------|-------|------|----------|---------|--------------|----------------------|
| 1  | 2017 | Lodgepole Complex    | MCC      | BLM    | MT    | MCD  | U        | 270,743 | \$9,800,000  | 31                   |
| 2  | 2021 | Richard Spring       | MCC      | CNTY   | MT    | LG29 | L        | 171,130 | \$6,200,000  | 12                   |
| 3  | 2017 | Rice Ridge           | MDC      | USFS   | MT    | LNF  | L        | 160,187 | \$49,251,000 | 1                    |
| 4  | 2021 | Snake River Complex  | GVC      | IDS    | ID    | CMS  | U        | 109,444 | \$9,498,972  | 3                    |
| 5  | 2017 | Sartin Draw          | MCC      | BLM    | MT    | MCD  | L        | 99,735  | \$1,500,000  | 0                    |
| 6  | 2021 | P F                  | BDC      | CNTY   | MT    | LG22 | U        | 66,134  | \$1,800,000  | 1                    |
| 7  | 2017 | Meyers               | DDC      | USFS   | MT    | BDF  | L        | 62,034  | \$32,800,000 | 1                    |
| 8  | 2021 | Trail Creek          | DDC      | USFS   | MT    | BDF  | L        | 62,013  | \$40,000,000 | 0                    |
| 9  | 2021 | Woods Creek          | HDC      | USFS   | MT    | HLF  | U        | 55,449  | \$27,000,000 | 1                    |
| 10 | 2017 | Lolo Peak            | MDC      | USFS   | MT    | LNF  | L        | 53,902  | \$48,500,000 | 10                   |
| 11 | 2020 | Sarpy                | BDC      | BIA    | MT    | CRA  | U        | 52,010  | \$950,000    | 0                    |
| 12 | 2020 | Huff                 | MCC      | CNTY   | MT    | LG50 | H        | 46,892  | \$50,000     | 24                   |
| 13 | 2016 | Maple                | BZC      | NPS    | WY    | YNP  | L        | 45,516  | \$6,267,928  | 0                    |
| 14 | 2017 | Brush Flat           | MCC      | BLM    | MT    | MCD  | L        | 45,000  | \$400,000    | 0                    |
| 15 | 2021 | Dixie                | GVC      | USFS   | ID    | NCF  | L        | 43,802  | \$30,000,000 | 0                    |
| 16 | 2017 | Sapphire Complex     | MDC      | USFS   | MT    | LNF  | U        | 43,733  | \$35,406,736 | 21                   |
| 17 | 2017 | Powerline            | GVC      | IDS    | ID    | CMS  | L        | 42,558  | \$2,958,255  | 0                    |
| 18 | 2017 | Highway 200 Complex  | MDC      | USFS   | MT    | LNF  | L        | 42,442  | \$12,500,000 | 0                    |
| 19 | 2021 | West Lolo Complex    | MDC      | USFS   | MT    | LNF  | U        | 38,014  | \$28,228,000 | 0                    |
| 20 | 2021 | Alder Creek          | DDC      | USFS   | MT    | BDF  | U        | 36,968  | \$40,000,000 | 1                    |
| 21 | 2020 | Snider               | MCC      | CNTY   | MT    | LG29 | U        | 34,446  | \$1,330,000  | 0                    |
| 22 | 2017 | Tongue River Complex | MCC      | BLM    | MT    | MCD  | U        | 32,965  | \$26,500,000 | 0                    |
| 23 | 2021 | Harris Mtn           | HDC      | CNTY   | MT    | LG02 | U        | 31,603  | \$9,770,000  | 7                    |
| 24 | 2020 | BobCat               | BDC      | CNTY   | MT    | LG23 | U        | 30,030  | \$5,660,000  | 48                   |
| 25 | 2021 | Robertson Draw       | BDC      | USFS   | MT    | CGF  | U        | 29,885  | \$15,000,000 | 30                   |

- 2016 - 2025 NRGX Rx Fires & Acres by Protection Agency (As of 10/01/2025)

|  |      | RX FIRE<br>10-YEAR TOTALS |                | RX FIRE<br>10-YEAR AVERAGE |               |
|--|------|---------------------------|----------------|----------------------------|---------------|
|  |      | FIRES                     | ACRES          | FIRES                      | ACRES         |
| <b>IDAHO</b>                               |      |                           |                |                            |               |
| Bureau of Indian Affairs                   | BIA  | 54                        | 4,209          | 5                          | 421           |
| Bureau of Land Management                  | BLM  | 31                        | 579            | 3                          | 58            |
| ID Counties                                | CNTY | 0                         | 0              | 0                          | 0             |
| Department of Defense                      | DOD  | 0                         | 0              | 0                          | 0             |
| National Park Service                      | NPS  | 0                         | 0              | 0                          | 0             |
| Idaho Department of Lands                  | IDS  | 697                       | 45,185         | 70                         | 4,519         |
| USDA Forest Service                        | USFS | 782                       | 88,307         | 78                         | 8,831         |
|  |      | <b>1,564</b>              | <b>138,280</b> | <b>156</b>                 | <b>13,828</b> |
| <b>MONTANA</b>                             |      |                           |                |                            |               |
| Bureau of Indian Affairs                   | BIA  | 211                       | 28,079         | 21                         | 2,808         |
| Bureau of Land Management                  | BLM  | 196                       | 80,865         | 20                         | 8,087         |
| MT Counties                                | CNTY | 38                        | 1,882          | 4                          | 188           |
| Fish & Wildlife Service                    | FWS  | 51                        | 47,925         | 5                          | 4,793         |
| National Park Service                      | NPS  | 59                        | 1,758          | 6                          | 176           |
| Dept of Natural Resources & Conservation   | MTS  | 548                       | 40,333         | 55                         | 4,033         |
| USDA Forest Service                        | USFS | 2,962                     | 202,454        | 296                        | 20,245        |
|  |      | <b>4,065</b>              | <b>403,296</b> | <b>407</b>                 | <b>40,330</b> |
| <b>NORTH DAKOTA</b>                        |      |                           |                |                            |               |
| Bureau of Indian Affairs                   | BIA  | 19                        | 1,335          | 2                          | 134           |
| Bureau of Land Management                  | BLM  | 0                         | 0              | 0                          | 0             |
| Fish & Wildlife Service                    | FWS  | 256                       | 67,635         | 26                         | 6,764         |
| National Park Service                      | NPS  | 21                        | 19,352         | 2                          | 1,935         |
| North Dakota Forest Service                | NDS  | 0                         | 0              | 0                          | 0             |
| USDA Forest Service                        | USFS | 23                        | 10,034         | 2                          | 1,003         |
|  |      | <b>319</b>                | <b>98,356</b>  | <b>32</b>                  | <b>9,836</b>  |
| <b>SOUTH DAKOTA</b>                        |      |                           |                |                            |               |
| Bureau of Land Management                  | BLM  | 35                        | 2,892          | 4                          | 289           |
| Harding County                             | CNTY | 0                         | 0              | 0                          | 0             |
| SD Wildland Fire Suppression               | SDS  | 0                         | 0              | 0                          | 0             |
|  |      | <b>35</b>                 | <b>2,892</b>   | <b>4</b>                   | <b>289</b>    |
| <b>WYOMING</b>                             |      |                           |                |                            |               |
| National Park Service                      | NPS  | 0                         | 0              | 0                          | 0             |
|  |      | <b>0</b>                  | <b>0</b>       | <b>0</b>                   | <b>0</b>      |
| <b>COMBINED</b>                            |      |                           |                |                            |               |
| Bureau of Indian Affairs                   | BIA  | 284                       | 33,623         | 28                         | 3,362         |
| Bureau of Land Management                  | BLM  | 262                       | 84,336         | 26                         | 8,434         |
| Counties                                   | CNTY | 38                        | 1,882          | 4                          | 188           |
| Department of Defense                      | DOD  | 0                         | 0              | 0                          | 0             |
| Fish & Wildlife Service                    | FWS  | 307                       | 115,560        | 31                         | 11,556        |
| National Park Service                      | NPS  | 80                        | 21,110         | 8                          | 2,111         |
| Private                                    | PRI  | 1,245                     | 85,518         | 125                        | 8,552         |
| State Agencies                             | ST   | 3,767                     | 300,795        | 377                        | 30,080        |
| USDA Forest Service                        | USFS | 284                       | 33,623         | 28                         | 3,362         |
| <b>NR 10-YEAR RX TOTALS - ALL AGENCIES</b> |      | <b>5,983</b>              | <b>642,824</b> | <b>598</b>                 | <b>64,282</b> |

## Appendix A – 2025 Statistics

- 2025 NRGAs Year-to-Date Wildland Fires & Acres by Protection Agency (As of 10/01/2025)

| Agency                                     |     | Human<br>Caused<br>Fires | Human<br>Caused<br>Acres | Lightning<br>Caused<br>Fires | Lightning<br>Caused<br>Acres | WILDFIRE<br>TOTALS |                |
|--|-----|--------------------------|--------------------------|------------------------------|------------------------------|--------------------|----------------|
|  |     |                          |                          |                              |                              | FIRES              | ACRES          |
| Bureau of Indian Affairs                   | BIA | 601                      | 8,865                    | 77                           | 7,591                        | 678                | 16,456         |
| Bureau of Land Management                  | BLM | 23                       | 1,703                    | 69                           | 4,871                        | 92                 | 6,574          |
| Counties                                   | C&L | 691                      | 5,569                    | 253                          | 18,024                       | 944                | 23,593         |
| Department of Defense                      | DOD | 0                        | 0                        | 0                            | 0                            | 0                  | 0              |
| U.S. Forest Service                        | FS  | 249                      | 6,242                    | 514                          | 45,114                       | 763                | 51,356         |
| U.S. Fish & Wildlife Service               | FWS | 4                        | 47                       | 11                           | 912                          | 15                 | 959            |
| National Park Service                      | NPS | 1                        | 1                        | 25                           | 12                           | 26                 | 13             |
| *Private Lands                             | PRI | 33                       | 26,582                   | 2                            | 352                          | 35                 | 26,934         |
| State Agencies                             | ST  | 356                      | 9,821                    | 208                          | 8,025                        | 564                | 17,847         |
| <b>TOTAL - ALL NRGAs AGENCIES FOR 2025</b> |     | <b>1,958</b>             | <b>58,830</b>            | <b>1,159</b>                 | <b>84,901</b>                | <b>3,117</b>       | <b>143,731</b> |

\* North Dakota County fires and acres are submitted as ND-PRI in 2025, which is County protection captured under Private Lands in the table above.

| *STATE AGENCIES                                |     |     |       |     |       |     |        |
|--|-----|-----|-------|-----|-------|-----|--------|
| Idaho Department of Lands                      | IDS | 201 | 4,176 | 88  | 183   | 289 | 4,360  |
| Department of Natural Resources & Conservation | MTS | 153 | 5,559 | 120 | 7,842 | 273 | 13,401 |
| North Dakota State Forest Service              | NDS | 2   | 86    | 0   | 0     | 2   | 86     |
| South Dakota Wildland Fire                     | SDS | 0   | 0     | 0   | 0     | 0   | 0      |

- 2025 NRGAs Year-to-Date Rx Fires & Acres by Protection Agency (As of 10/01/2025)

| AGENCY                                     |     | PRESCRIBED<br>FIRES | PRESCRIBED<br>ACRES |
|--|-----|---------------------|---------------------|
| Bureau of Indian Affairs                   | BIA | 44                  | 11,354              |
| Bureau of Land Management                  | BLM | 34                  | 4,962               |
| Counties                                   | C&L | 0                   | 0                   |
| Department of Defense                      | DOD | 0                   | 0                   |
| U.S. Forest Service                        | FS  | 121                 | 13,738              |
| U.S. Fish & Wildlife Service               | FWS | 6                   | 6,092               |
| National Park Service                      | NPS | 0                   | 0                   |
| State Agencies                             | ST  | 10                  | 1,482               |
| <b>RX TOTALS - ALL NRGAs AGENCIES 2025</b> |     | <b>215</b>          | <b>37,628</b>       |

| *STATE AGENCIES                                |     |    |       |
|--|-----|----|-------|
| Idaho Department of Lands                      | IDS | 0  | 0     |
| Department of Natural Resources & Conservation | MTS | 10 | 1,482 |
| North Dakota State Forest Service              | NDS | 0  | 0     |
| South Dakota Wildland Fire                     | SDS | 0  | 0     |

- 2025 NRCC Volume of Business (As of 10/01/2025)

Resource Requests by Agency for Use in Northern Rockies

| Agency       | Requests     | %   |
|--------------|--------------|-----|
| BIA          | 288          | 3%  |
| BLM          | 251          | 3%  |
| FWS          | 35           | 0%  |
| IDS          | 445          | 5%  |
| MTS          | 1,460        | 18% |
| NDS          | 6            | 0%  |
| NPS          | 50           | 1%  |
| USFS         | 5,662        | 68% |
| OTHER*       | 127          | 2%  |
| <b>Total</b> | <b>8,324</b> |     |

Resource Requests by Agency for Use outside of Northern Rockies

| Agency       | Requests     | %   |
|--------------|--------------|-----|
| BIA          | 391          | 5%  |
| BLM          | 1,036        | 13% |
| FWS          | 18           | 0%  |
| IDS          | 29           | 0%  |
| MTS          | 0            | 0%  |
| NDS          | 0            | 0%  |
| NPS          | 296          | 4%  |
| USFS         | 4,096        | 52% |
| OTHER*       | 1,955        | 25% |
| <b>Total</b> | <b>7,821</b> |     |

Resource Requests by Agency for Use in and out of Northern Rockies

| Agency       | Requests      | %   |
|--------------|---------------|-----|
| BIA          | 679           | 4%  |
| BLM          | 1,287         | 8%  |
| FWS          | 53            | 0%  |
| IDS          | 474           | 3%  |
| MTS          | 1,460         | 9%  |
| NDS          | 6             | 0%  |
| NPS          | 346           | 2%  |
| USFS         | 9,758         | 60% |
| OTHER*       | 2,082         | 13% |
| <b>Total</b> | <b>16,145</b> |     |

Resource Requests Type for Use in Northern Rockies

|               | Requests     | Filled       |
|---------------|--------------|--------------|
| Aircraft      | 1,906        | 1,454        |
| Crews         | 506          | 346          |
| Equipment     | 572          | 503          |
| Overhead      | 5,340        | 4,607        |
| <b>Totals</b> | <b>8,324</b> | <b>6,910</b> |

Resource Requests Type for Use outside of Northern Rockies

|               | Requests     | Filled       |
|---------------|--------------|--------------|
| Aircraft      | 454          | 319          |
| Crews         | 135          | 101          |
| Equipment     | 956          | 505          |
| Overhead      | 6,276        | 3,462        |
| <b>Totals</b> | <b>7,821</b> | <b>4,387</b> |

Resource Requests Type for Use in and out of Northern Rockies


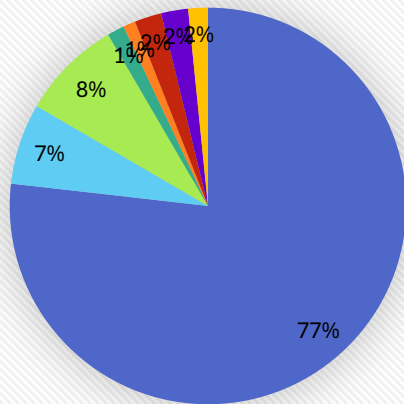
|               | Requests      | Filled        |
|---------------|---------------|---------------|
| Aircraft      | 2,360         | 1,773         |
| Crews         | 641           | 447           |
| Equipment     | 1,528         | 1,008         |
| Overhead      | 11,616        | 8,069         |
| <b>Totals</b> | <b>16,145</b> | <b>11,297</b> |

# NRTC Student / Cadre Stats


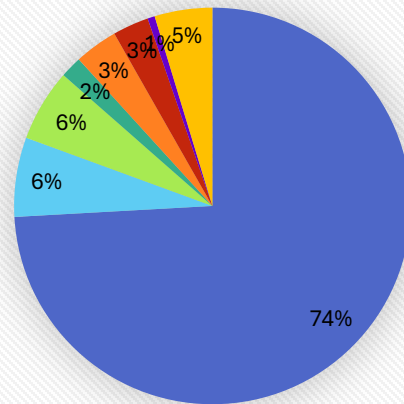
| Agency Representation |              | USFS | BLM | MTDNRC | FWS | NPS | BIA | IDL | Other Agency* | Totals |
|-----------------------|--------------|------|-----|--------|-----|-----|-----|-----|---------------|--------|
| 2022/2023             | NR Students  | 358  | 27  | 34     | 3   | 3   | 11  | 9   | 1             | 446    |
|                       | OGA Students | 26   | 6   | 7      | 4   | 2   | 0   | 2   | 7             | 54     |
|                       | Cadre        | 126  | 11  | 10     | 3   | 6   | 5   | 1   | 8             | 170    |
| 2023/2024             | NR Students  | 509  | 40  | 84     | 5   | 7   | 24  | 34  | 7             | 710    |
|                       | OGA Students | 37   | 11  | 13     | 1   | 3   | 6   | 0   | 3             | 74     |
|                       | Cadre        | 117  | 19  | 8      | 1   | 5   | 5   | 2   | 13            | 170    |
| 2024/2025             | NR Students  | 442  | 30  | 62     | 3   | 9   | 15  | 20  | 8             | 589    |
|                       | OGA Students | 44   | 4   | 0      | 2   | 9   | 4   | 0   | 21            | 84     |
|                       | Cadre        | 191  | 21  | 23     | 0   | 7   | 5   | 5   | 8             | 260    |

\*includes National Weather Service, MT Dept & Emergency Services, Dept of Defense, OGA state agencies, local governments

## All Students - 3 Year Total

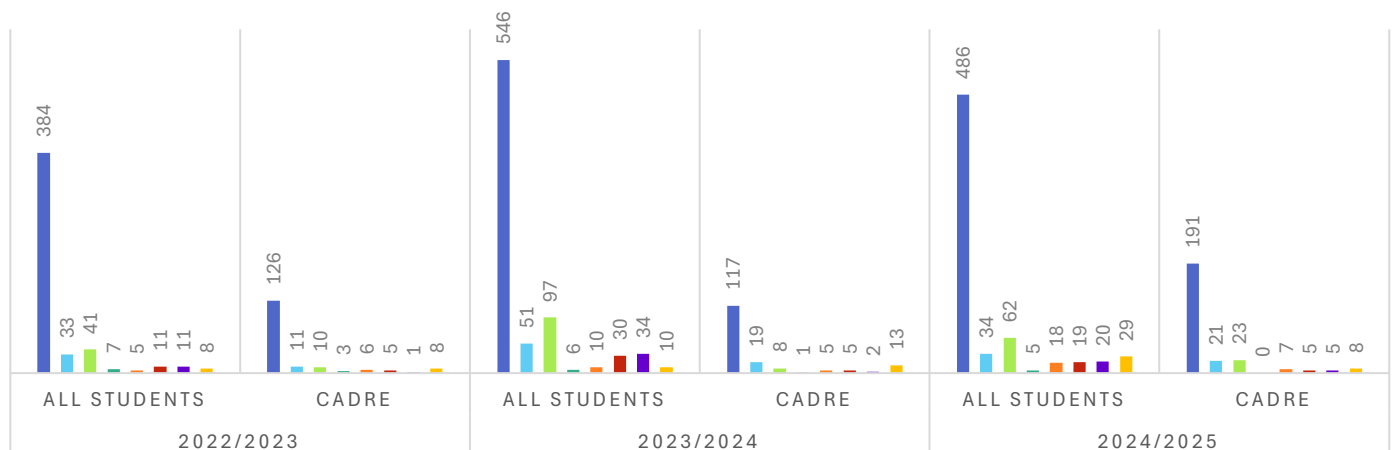


## Cadre - 3 Year Total



## 3 YEAR TREND

USFS BLM MTDNRC FWS NPS BIA IDL Other Agency



# NRCG COMMITTEE / ZONE REPORT

## *Fall 2025*

|  |                                   |
|--|-----------------------------------|
| Committee / Zone:                      | Operations                        |
| Report Date:                           | 10.28.25                          |
| Current Chairperson Name & Email:      | Nate Rogers nrogers@idl.idaho.gov |
| Current Vice Chairperson Name & Email: | DOI FIRE                          |
| Date of next chairperson change:       | 10.28.25 Fall 2027                |

### Accomplishments:

- Held Fall meeting 10/28/25- Missoula
  - Drafted a new charter
- Developed a MSTEams site for NR Operations
- Established that DOI will be the vice chair

### Current Project Status:

- 

### Status of Taskings:

- Developing templates for report outs - assigned
- Assigned Charter redevelopment – assigned
- Representatives to peer committees- unassigned
- Develop new mechanisms or solidify socialization of old mechanisms for topic inputs.

### **ASSIGNED TO DEVELOP TPE FOR OPERATIONS COMMITTEE**

END STATE: Operations in NR are optimal.

PURPOSE:

1. To enhance relationships with cooperators throughout GACC
2. Disseminate and socialize issues, policies, strategic changes with our interagency partners.
3. Address concerns and issues from the field.

### Questions or concerns to be discussed with NRCG:

- Current ops committee 2023-2024, the purpose has been unclear, the newly signed (Jan 25) charter seems to have hangover language from the inclusion of ICs.
- It seems that former responsibilities have likely evolved into independent committees, for example IC concerns or training selections.
- The committee recognizes the value of maintaining a connection with partners and cooperators.

**Status of Committee Charter:** Signed January 2025

**Location of current charter:** NR Operations MS TEAMS page

# NRCG COMMITTEE / ZONE REPORT

## *Fall 2025*

|  |   |
|--|---|
| Committee / Zone:                      | BUSINESS                                    |
| Report Date:                           | 10/30/2025                                  |
| Current Chairperson Name & Email:      | Amber Honsaker-IDL, ahonsaker@idl.idaho.gov |
| Current Vice Chairperson Name & Email: | Melissa Swain- USFS, melissa.swain@usda.gov |
| Date of next chairperson change:       | January 1, 2026                             |

### Accomplishments:

- Select committee members led and participated in multiple interagency training courses this spring: S-481, L-975, RT-372, S-371, S-300, M-581, S-339, Dispatcher workshop, and the IMT meetings.
- Annual review of the Supplements was completed again this year (Spring) and the committee focused on removing any repetitive and duplicative information to keep to ensure the chapters contain only NR specifics. Committee also created and published Chapter 80 Cost Accounting and Reporting, which outlines the need and requirements for IMTs to complete the Payment Agency field in the e-Isuite COST module, this is to ensure data integrity.
- The committee held its Fall Meeting virtually October 28-29. The Spring 2026 Meeting has been tentatively scheduled for March 17-18.
  - During the fall meeting the committee reviewed all of the outstanding action items as well as reviewed the website content and identified what needed to be completed and updated. Through this process the Agency Leads have decided to start meeting monthly to ensure forward momentum on pending action items and to ensure the documents that are needed to be updated are completed by the spring meeting.

### Current Project Status:

- Chair and Vice Chair will be creating a SOP for how we manage the committee FireNet site and email account; this SOP will be vetted through the Agency leads to ensure processes are clear.
- Annual supplement/document/website review has started, goal to have ready for review and finalization at the Spring meeting.
- Agency Leads are also preparing to start the planning process for future Incident Business Webinars as well as in person workshops, with the emphasis to bring in new cadre to train and strengthen the pool and to share the duties across the agencies.

**Status of Taskings:** Currently no official taskings from the NRCG

**Questions or concerns to be discussed with NRCG:** none

**Status of Committee Charter:** Up to Date, no changes needed for the 2026 season.

**Location of current charter:** [NRCG Incident Business Committee Charter 2025.pdf](#)

# NRCG COMMITTEE / ZONE REPORT

## *Fall 2025*

|  |  |
|--|--|
| Committee / Zone:                      | IC Committee   |
| Report Date:                           | November 5, 2025   |
| Current Chairperson Name & Email:      | Brent Olson, <a href="mailto:brent.olson@usda.gov">brent.olson@usda.gov</a>    |
| Current Vice Chairperson Name & Email: | Mike Behrens, <a href="mailto:mike.behrens@usda.gov">mike.behrens@usda.gov</a> |
| Date of next chairperson change:       | January 1, 2026  |

### Accomplishments:

#### All CIMTs & T3 IMTs had at least two assignments:

- Team 1 – 2, Elk RBX/Lee (R2), Windy Rock (R1)
- Team 2 – 2, Turner Gulch (R2), Island Cr/Mire/East/White Pine (R1)
- Team 3 – 2, Turner Gulch/Derby (R2), Island Cr/Mire/East/White Pine (R1)
- Team 5 – 2, Post (R1), Sunset (R1)
- Team 6 – 3, Jericho Mtn. (R1), Bivens Cr (R1), Crown Cr (R6)
- Team 8 – 2, Bear Cr (R10), Pomas (R6)
- Team 9 – 3, Jericho Mtn (R1), Lightning Cr/Knowles (R1), Green Rattle

**Current Project Status:** N/A

### Status of Taskings:

- Mike Behrens will be assuming the role of IC Chair starting in 2026.
- Provided feedback from the NR's on NWCG Memo related to fatigue management.
  - Specific draft information has been shared via ICAC.
  - This is available upon request

### Questions or concerns to be discussed with NRCG:

- Will share and discuss information related to the CIMT AAR or ICAC Meeting.
- Would like to hear more on the BODs long term plan for CIMTs.
  - We specifically need to know how many IMTs we should plan for next year, and what the plan is for team numbers in the NRGAs in the future.
  - Recruitment and retention are becoming increasingly difficult in specific sections.
  - It's more difficult than ever to have a CIMT roster past the middle of September.
  - Continued loss of CIMTs seems likely without some support or intervention.

**Status of Committee Charter:** NR IC Committee Charter is up to date and posted on the NRCG website.

### Location of current charter:

[https://gacc.nifc.gov/nrcc/nrcg/committees/incident\\_commander/IC\\_CHARTER\\_update\\_2024\\_FINAL\\_signed.pdf](https://gacc.nifc.gov/nrcc/nrcg/committees/incident_commander/IC_CHARTER_update_2024_FINAL_signed.pdf)



NRCG Meeting  
Date: November 5, 2025  
**Topic Proposal Form**

**Proposed Topic:** Moving Rocky Boy's Agency and Fort Belknap Agency from Central Montana Training Zone to Eastern Montana Training Zone

**Discussion Leaders:** Tammy Stevens or Representative

**Topic Type:** ☐ Information or ☒ Decision

**Topic Time Allotment:** 10 minutes

**Additional Information:**

Great Falls Dispatch previously had Blackfeet Agency, Rocky Boy's Agency and Fort Belknap Agency under them as a 4<sup>th</sup> Teir Dispatch Center for 20+ years. With the consolidation of Great Falls Dispatch and Helena Dispatch, it was decided that Helena Dispatch would keep Blackfeet Agency as they are physically located in the Central Montana Zone and Lewistown Dispatch would acquire Rocky Boy's Agency and Fort Belknap Agency as a 4<sup>th</sup> Teir Dispatch.

Rocky Boy's Agency and Fort Belknap Agency have always physical resided in the Eastern Montana Zone.

**If decision, please provide decision, rationale, and considerations for review.**

**Decision:** Rocky Boy's Agency and Fort Belknap Agency would be moved to Eastern Montana Training Zone.

**Rationale:** Lewistown Dispatch now has Rocky Boy's Agency and Fort Belknap Agency under them as a 4<sup>th</sup> Teir Dispatch Center, and they are physically located in the Eastern Montana Zone.

**Considerations:** Central Montana Zone Training Representative and Eastern Montana Zone Training Representative has discussed this and are in support of the move.

# NRCG COMMITTEE / ZONE REPORT

## *Fall 2025*

|  |   |
|--|---|
| Committee / Zone:                      | North Idaho Zone  |
| Report Date:                           | October 31, 2025  |
| Current Chairperson Name & Email:      | Mike Behrens ( <a href="mailto:Michael.behrens@usda.gov">Michael.behrens@usda.gov</a> ) – began Fall 2025 |
| Current Vice Chairperson Name & Email: |   |
| Date of next chairperson change:       |   |

Difficult year for North Idaho:

- Nettleton Gulch with Battalion Chiefs Frank Harwood and John Morrison being murdered and Engineer David Tysdal's very long journey to recovery from his injuries.
- Tinkerbugs Rx with IDL firefighter Isabella Oscarson being killed by a tree strike.
- IDL wants it to be known that they are extremely grateful for the outpouring of support that they received from their interagency partners during both tragic incidents this year.

Above average number of fires for the season but below 10-year average of acres burned. Season started early but large incidents predominantly burned in previous years' fire scars or in areas with heavy down and dead fuels (*Stats are just a quick pull from our AGOL dashboard and may be missing some acres or fires if fire reports are not complete*).

- 575 Fires with 23 large fires for a total of 37,500 acres total
- 251 USFS Fires for 33,500 acres
- 8 BLM Fires for 4.8 acres
- 0 USFWS Fires for 0 acres
- 232 IDL Fires for 4,807 acres (IDL lands and Private)
- 49 Tribal Fires for 224 acres
- 22 BIA Fires for 45.1 acres

### Accomplishments:

- We developed a consolidated Dispatch Center Charter, Consolidated Board, Expanded Dispatch Protocol, shared dispatch staffing between CDC and GVC, hired a Center Manager
  - GVC Staffing: 1 – **FS** AD (ACM), 1 **FS**- Perm (IADP), 2 **IDL** Perms (1 Center Manager and 1 Logs), 4 **IDL** Seasonals (2 IADP, 1 INTEL, 1 IADP (night shift))
  - CDC Staffing: **FS** - 10 - Perm Dispatchers, 3 AD Dispatchers. **IDL** 2 -Perm Dispatchers, 4 Temp Dispatchers, 2 AD Dispatchers
- We did not go into restrictions in North Idaho during the 2025 season for either CDC or GVC Restrictions zones.

**Current Project Status:** n/a

**Status of Taskings:** n/a

**Questions or concerns to be discussed with NRCG:** none

**Status of Committee Charter:** unknown

**Location of current charter:** unknown

# NRCG COMMITTEE / ZONE REPORT

## *Fall 2025*

|  |  |
|--|--|
| Committee / Zone:                      | NW Montana                             |
| Report Date:                           | 10/28/2025                             |
| Current Chairperson Name & Email:      | Rick Connell, Richard.connell@usda.gov |
| Current Vice Chairperson Name & Email: | Jeremy Harker, jeremy_harker@nps.gov   |
| Date of next chairperson change:       | November 2025                          |

**Accomplishments:** No changes in number and type of resources. Staffing is still a challenge with agency budgets.

- The west side of the zone won the prize for number of fires this season.
  - Kootenai had 119 fires for 2,623 acres
  - NWLO had 106 fires for 4,950 acres
  - Flathead had 31 fires for 3,446 acres
  - GNP had 2 fires for 1 acre
- For Prescribed fire (broadcast and piles):
  - Kootenai had 31 units for 1,165 acres
  - Flathead had 18 units for 1,284 acres
  - NWLO had 14 units for 1,246 acres
  - GNP 0 units

**Current Project Status:** Kalispell Dispatch Center will have office modifications completed this winter. Integration of Kootenai dispatch center is yet to be negotiated and primarily will be dependent on hiring staff. The Forest Service network migration to the USDA solution occurs on November 1. We will see if this is sufficient for dispatch operations.

**Status of Taskings:** None assigned.

**Questions or concerns to be discussed with NRCG:**

- Are there negotiations going on at higher levels about funding dispatch consolidation for each center?

**Status of Committee Charter:** Out for signatures.

**Location of current charter:** out for signatures.

# NRCG COMMITTEE / ZONE REPORT

## *Fall 2025*

---

|  |  |
|--|--|
| Committee / Zone:                      | Southwest Zone                           |
| Report Date:                           | 11/25                                    |
| Current Chairperson Name & Email:      | Karl Nikoleyczik karl.nikoleyczik@mt.gov |
| Current Vice Chairperson Name & Email: | Jesse Kurpius jesse.kurpius@usda.gov     |
| Date of next chairperson change:       | Jan 2027                                 |

---

### Accomplishments:

- 

### Current Project Status:

- SW zone Sub Geo plan back on track for completion in Spring based on new guidance from CJ.

**Status of Taskings:** none

**Questions or concerns to be discussed with NRCG:** none

**Status of Committee Charter:** Current Charter needs editing. Mainly name and contact information.

**Location of current charter:** SW zone chair is currently editing and will send to NR once completed.

# NRCG COMMITTEE / ZONE REPORT

## *Fall 2025*

---

|  |  |
|--|--|
| Committee / Zone:                      | South Central Montana Zone   |
| Report Date:                           | 10/2025  |
| Current Chairperson Name & Email:      | Bob Culbreth, <a href="mailto:bob.culbreth@mt.gov">bob.culbreth@mt.gov</a> |
| Current Vice Chairperson Name & Email: |  |
| Date of next chairperson change:       | Fall 2026  |

---

### Accomplishments:

- South Central Zone had approximately 102 fires for about 1324 acres (23 Lightning, 58 Human Caused, and 21 undetermined) and 77 False Alarms.
- Following list of responses by protecting agencies:
  - CGNF 35 Fires for 970 +/- acres
  - YNP 30 Fires for 40 +/- acres
  - LG 6 22 Fires for 120 +/- acres
  - LG 49 15 Fires for 194 +/- acres
- Training: 39 Zone led NWCG courses completed within the zone.

### Current Project Status:

- Sub-Geo Operating Plan- Waiting end of Govt shutdown to continue.

**Status of Taskings:** none

**Questions or concerns to be discussed with NRCG:** none

**Status of Committee Charter:** unknown

**Location of current charter:** unknown

# NRCG COMMITTEE / ZONE REPORT

## *Fall 2025*

---

|  |                                   |
|--|-----------------------------------|
| Committee / Zone:                      | East Zone                         |
| Report Date:                           | 10/22/2025                        |
| Current Chairperson Name & Email:      | Josh Barta jbarta@blm.gov         |
| Current Vice Chairperson Name & Email: | Andy Schell andrew_schell@fws.gov |
| Date of next chairperson change:       | 1/1/2026                          |

---

**Accomplishments:**

- Revised the Charter and Ops plan routing for signature
- Very quiet green year

**Current Project Status:**

- Working on training slots for Eastern Zone due to BIA addition to the East Zone

**Status of Taskings:**

- N/A

**Questions or concerns to be discussed with NRCG:** none

**Status of Committee Charter:** Routing for signature, though may change right away with the newly minted United States Wildland Fire Service.

**Location of current charter:** filed internally – *being routed for signature.*

# NRCG COMMITTEE / ZONE REPORT

## Fall 2025

|  |  |
|--|--|
| Committee / Zone:                      | Central Montana Zone   |
| Report Date:                           | 10/2025  |
| Current Chairperson Name & Email:      | Kendal Wilson <a href="mailto:kendal.wilson@usda.gov">kendal.wilson@usda.gov</a> |
| Current Vice Chairperson Name & Email: | John Huston <a href="mailto:jhuston@mt.gov">jhuston@mt.gov</a>                   |
| Date of next chairperson change:       | Fall 2026  |

### Accomplishments:

- Dillion Dispatch Center: 160 Wildfire for 25,411 acres (USFS & BLM: 58 fires for 9,027 acres, DNRC: 24 fires for 7,478 acres, CES: 78 fires for 6,906 acres)
- Dillion Dispatch Center: CIMTs: 4, IMT3s: 4 (CAT twice)
- Helena Dispatch Center: 163 Wildfires for 1654 acres (USFS & BLM: 111 fire for 1000 acres. DNRC: 52 fires for 654 acres CES: 34 fires for 558 acres)
- Helena Dispatch Center: CIMTs 2, IMT3s 5
- Helena Interagency Hotshot Crew: 120 days assigned
- Lewis and Clark Interagency Hotshot Crew: 116 days assigned
- Helena Tanker Base: 1,008,900 gallons of retardant provided
- Training: 15 Zone led NWCG courses completed within the zone (note: 2 others were canceled due to low enrollment)
- NWCG Position Taskbooks completed: 205 (BDF- 66, HLF- 96, CLO DNRC- 35, WMD BLM- 8)

### Current Project Status:

- Consolidation of Great Falls and Helena Dispatch Centers happened at the first of the calendar year.
- Remodel and building addition at HIDC completed 10/25  
(think of remodeling your house while hosting thanksgiving dinner!)
- USFS module configuration: Some Districts are dropping a Type 6 engine and replacing it with a 10-person suppression module, which better suits the historical configuration to a wildfire response in those areas. In the past an engine was only used to get firefighters close to the area and then it would be a hike in show.
- Fully staffed modules are still restrained by budgetary issues with the FS going into the 2026 fire year.
- The Government shutdown is starting to affect staffing at the Forest Service and Bureau of Land Management. Decisions are being made from pay period to pay period on how many firefighters/dispatchers can continue to be paid until they become furloughed or exempted employees and work without pay. Most support staff have already been furloughed.

**Status of Taskings:**

- 

**Questions or concerns to be discussed with NRCG:**

- US Wildland Fire Service: How will this affect zones and borders?
- Agreements (Will the State and USFS need agreements with USWFS and DOI agencies)?

**Status of Committee Charter:** Central Montana Zone Charter in final edits and will be out for signatures

**Location of current charter:** electronic.



# NRCG COMMITTEE REPORT

## *Fall 2025*

---

|                                  |                   |
|----------------------------------|-------------------|
| Committee / Zone:                | North Dakota Zone |
| Report Date:                     | 11/01/2025        |
| Current Chairperson:             | Ryan Melin        |
| Current Vice Chairperson:        | Jeff Dion         |
| Date of next chairperson change: | Fall 2026         |

---

### Accomplishments:

- 665 fires for 59,629 acres reported through state fire reporting system.
- 502 ND firefighters from 182 fire departments provided wildland training
- Prescribed fire #s will be totaled and reported after fall zone meeting.
- Fire Prevention
  - Coordinated with 170 teachers to reach 3,728 students
  - Since Oct 2024 social media had 105,791 hits for fire prevention.

### Current Project Status:

- - Zone training S-211 hosted by NPS was completed.
  - Zone training S-290 canceled due to fire activity, but will be scheduled for 2026 season.

### Status of Taskings:

- - Fall zone meeting to be held first part of December.

### Questions or Concerns to be discussed with the Board:

- - No questions or concerns.